

Basic Ejectors SBP-HV/HF With Plastic Main Body

Suction rate up to 309 l/min



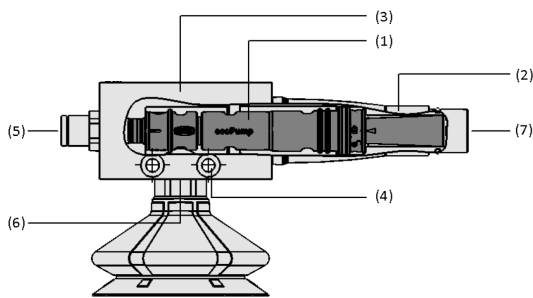
Suitability for Industry Specific Applications



Applications

- Basic ejectors SBP-HV/HF for universal application in vacuum systems
- Integrated ejector module for energy efficient vacuum generation because of eco nozzle technology
- Body SFE made of lightweight plastic


Basic Ejectors SBP-HV/HF With Plastic Main Body



Design

- Lightweight, compact, integrated plastic ejector module (1)
- Retaining cap SHC for fixing the ejector module (2)
- Main body SFE (3) made of plastic with mounting holes (4)
- Compressed air connection (5)
- Vacuum connection (6)
- Mounting for optional silencer (7)

System Design Basic Ejectors SBP-HV/HF With Plastic Main Body



Basic ejectors SBP-HV/HF when handling cardboard boxes

Product Highlights

- Powerful but energy-efficient vacuum generation
- Air consumption optionally optimized for airtight (HV) or porous (HF) workpieces
- Working vacuum is reached very quickly, leakages are safely compensated
- Long service intervals, as insensitive to dirt; easy cleaning
- Low weight due to plastic main body

Basic Ejectors SBP-HV/HF With Plastic Main Body

Suction rate up to 309 l/min

Designation Code Basic Ejectors SBP-HV/HF With Plastic Main Body

SBP	-	HF	-	2	-	03	-	7	-	KU
1		2		3		4		5		6

1 – Abbreviated designation

Code	Version
SBP	SBP

2 – Variant

Code	Type
HF	High Flow
HV	High Vacuum

3 – Nozzle technology

Code	Type
2	2 stage
3	3 stage

4 – Nozzle size

Code	Diameter in mm
03	ø 0.3
04	ø 0.4
06	ø 0.6
07	ø 0.7
13	ø 1.3
16	ø 1.6

5 – Hole

Code	Diameter in mm
7	ø 7
13	ø 13
22	ø 22

6 – Product addition

Code	Type
KU	Plastic main body

The basic ejectors SBP-HV/HF is delivered as a ready to connect component.

Available accessories: silencer

Ordering Data Basic Ejectors SBP-HV/HF With Plastic Main Body

Type	Part no.
SBP HF 2 03 7 KU	10.02.01.01953
SBP HF 2 06 13 KU	10.02.01.01954
SBP HF 2 13 22 KU	10.02.01.01956
SBP HF 3 06 13 KU	10.02.01.01955
SBP HF 3 13 22 KU	10.02.01.01957

Type	Part no.
SBP HV 2 04 7 KU	10.02.01.01958
SBP HV 2 07 13 KU	10.02.01.01959
SBP HV 2 16 22 KU	10.02.01.01961
SBP HV 3 07 13 KU	10.02.01.01960
SBP HV 3 16 22 KU	10.02.01.01962

Basic Ejectors SBP-HV/HF With Plastic Main Body

Suction rate up to 309 l/min

Ordering Data Spare Parts Basic Ejectors SBP-HV/HF With Plastic Main Body

Type		Spare Parts		Part no.
SBP-HV-HF-KU	7	Schmalz Fixation Element	SFE 7 POM	10.02.01.01808
SBP-HV-HF-KU	13	Schmalz Fixation Element	SFE 13 POM	10.02.01.01807
SBP-HV-HF-KU	22	Schmalz Fixation Element	SFE 22 POM	10.02.01.01767

Type	Spare Parts		Part no.
SBP HF 2 03 7 KU	Ejector module	SEP HF 2 03 7	10.02.01.01341
SBP HF 2 06 13 KU	Ejector module	SEP HF 2 06 13	10.02.01.01343
SBP HF 2 13 22 KU	Ejector module	SEP HF 2 13 22	10.02.01.01347
SBP HF 3 06 13 KU	Ejector module	SEP HF 3 06 13	10.02.01.01344
SBP HF 3 13 22 KU	Ejector module	SEP HF 3 13 22	10.02.01.01348
SBP HV 2 04 7 KU	Ejector module	SEP HV 2 04 7	10.02.01.01393
SBP HV 2 07 13 KU	Ejector module	SEP HV 2 07 13	10.02.01.01394
SBP HV 2 16 22 KU	Ejector module	SEP HV 2 16 22	10.02.01.01396
SBP HV 3 07 13 KU	Ejector module	SEP HV 3 07 13	10.02.01.01395
SBP HV 3 16 22 KU	Ejector module	SEP HV 3 16 22	10.02.01.01397

Type	Spare Parts		Part no.
SBP HF 2 03 7 KU	Schmalz Holder Cap	SHC 2 7	10.02.01.01510
SBP HF 2 06 13 KU	Schmalz Holder Cap	SHC 2 13	10.02.01.01496
SBP HF 2 13 22 KU	Schmalz Holder Cap	SHC 2 22	10.02.01.01512
SBP HF 3 06 13 KU	Schmalz Holder Cap	SHC 3 13	10.02.01.01497
SBP HF 3 13 22 KU	Schmalz Holder Cap	SHC 3 22	10.02.01.01514
SBP HV 2 04 7 KU	Schmalz Holder Cap	SHC 2 7	10.02.01.01510
SBP HV 2 07 13 KU	Schmalz Holder Cap	SHC 2 13	10.02.01.01496
SBP HV 2 16 22 KU	Schmalz Holder Cap	SHC 2 22	10.02.01.01512
SBP HV 3 07 13 KU	Schmalz Holder Cap	SHC 3 13	10.02.01.01497
SBP HV 3 16 22 KU	Schmalz Holder Cap	SHC 3 22	10.02.01.01514

Ordering Data Accessories Basic Ejectors SBP-HV/HF With Plastic Main Body

Type		Accessories		Part no.
SBP-HV-HF-KU	7	-	-	-
SBP-HV-HF-KU	13	Silencer (round)	SD 16.5x51.5 SHC 13	10.02.01.01498
SBP-HV-HF-KU	22	Silencer (round)	SD 29x121.5 SHC	10.02.01.01831

Basic Ejectors SBP-HV/HF With Plastic Main Body

Suction rate up to 309 l/min

Technical Data Basic Ejectors SBP-HV/HF With Plastic Main Body

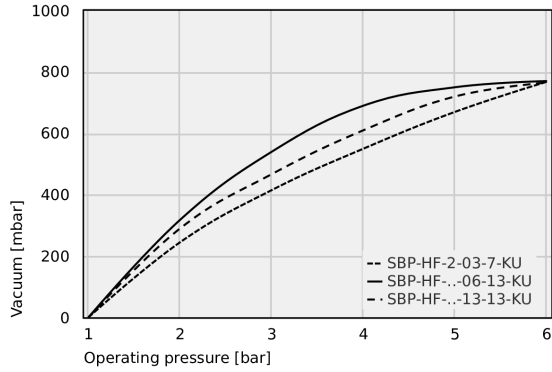
Type	Nozzle diameter [mm]	Degree of evacuation [%]	Suction rate (max.) [l/min]	Air consumption suction [m³/h]	Sound level free [dB(A)]	Sound level suction [dB(A)]
SBP HF 2 03 7 KU	0.3	55	15.30	0.30	63	54
SBP HF 2 06 13 KU	0.6	70	42.40	1.16	70	58
SBP HF 2 13 22 KU	1.3	61	175.30	4.55	84	75
SBP HF 3 06 13 KU	0.6	70	67.30	1.16	68	57
SBP HF 3 13 22 KU	1.3	61	297.61	4.55	81	73
SBP HV 2 04 7 KU	0.4	79	13.20	0.40	65	57
SBP HV 2 07 13 KU	0.7	85	42.50	1.45	72	62
SBP HV 2 16 22 KU	1.6	90	159.00	6.34	87	76
SBP HV 3 07 13 KU	0.7	85	76.80	1.45	70	61
SBP HV 3 16 22 KU	1.6	90	308.80	6.34	80	72

Type	Operating pressure	Recomm. internal hose diameter compressed air [mm]	Recomm. internal hose diameter vacuum [mm]	Weight [g]	Operating temperature
SBP HF 2 03 7 KU	2.0 - 6.0 bar	2	4	22	0 ... 60 °C
SBP HF 2 06 13 KU	2.0 - 6.0 bar	4	6	58	0 ... 60 °C
SBP HF 2 13 22 KU	2.0 - 6.0 bar	6	12	189	0 ... 60 °C
SBP HF 3 06 13 KU	2.0 - 6.0 bar	4	6	63	0 ... 60 °C
SBP HF 3 13 22 KU	2.0 - 6.0 bar	6	12	207	0 ... 60 °C
SBP HV 2 04 7 KU	2.0 ... 6.0 bar	2	4	22	0 ... 60 °C
SBP HV 2 07 13 KU	2.0 - 6.0 bar	4	6	58	0 ... 60 °C
SBP HV 2 16 22 KU	2.0 - 6.0 bar	6	12	191	0 ... 60 °C
SBP HV 3 07 13 KU	2.0 - 6.0 bar	4	6	63	0 ... 60 °C
SBP HV 3 16 22 KU	2.0 - 6.0 bar	6	12	209	0 ... 60 °C

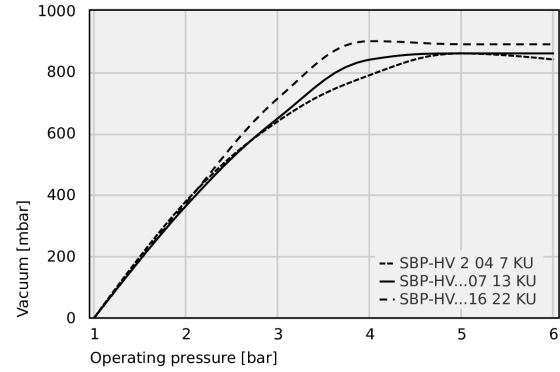
Basic Ejectors SBP-HV/HF With Plastic Main Body

Suction rate up to 309 l/min

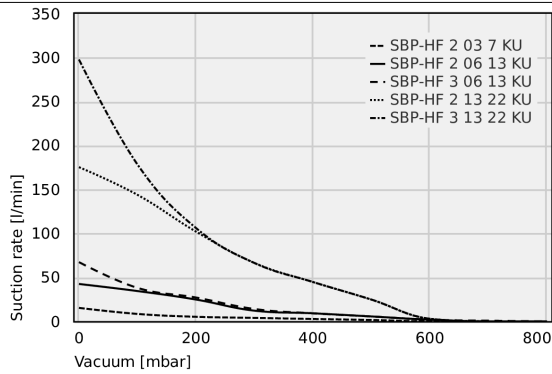
Performance Data Basic Ejectors SBP-HV/HF With Plastic Main Body



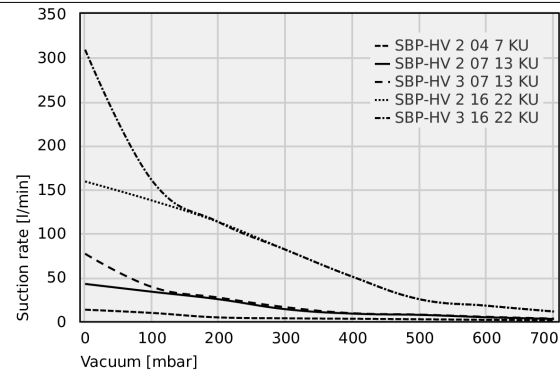
Achievable vacuum at various operating pressures



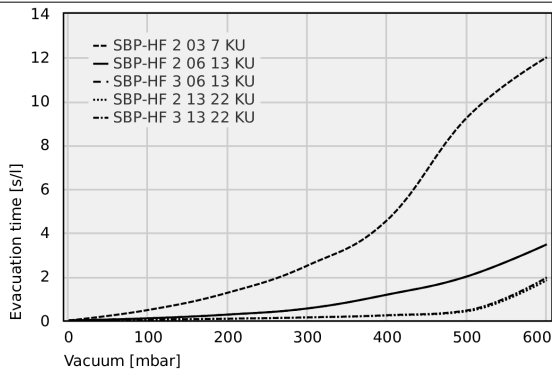
Achievable vacuum at various operating pressures



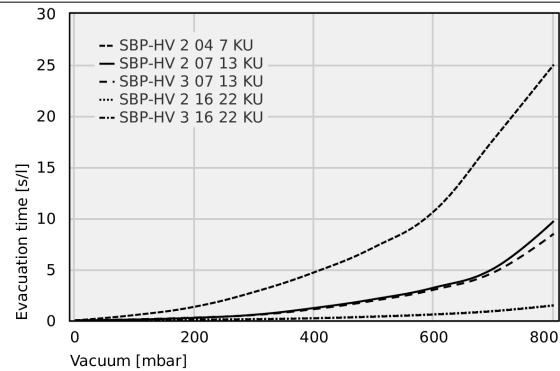
Suction capacity at various degrees of evacuation [l/min]



Suction capacity at various degrees of evacuation [l/min]



Evacuation times for various vacuum ranges [s/l]



Evacuation times for various vacuum ranges [s/l]

Basic Ejectors SBP-HV/HF With Plastic Main Body

Suction rate up to 309 l/min

Achievable vacuum at various operating pressures

	1	2	3	4	5	6
SBP-HF-2-03-7-KU	0.0	245	415	550	670	768
SBP-HF...-06-13-KU	-	318	540	690	750	770
SBP-HF...-13-22-KU	-	290	467	610	720	765

	1	2	3	4	5	6
SBP-HV 2 04 7 KU	-	380	640	790	860	840
SBP-HV...07 13 KU	-	365	650	840	860	860
SBP-HV...16 22 KU	-	375	715	900	890	890

Suction capacity at various degrees of evacuation [l/min]

	0	100	200	300	400	500	600	700	800
SBP-HF 2 03 7 KU	15.25	8.38	5.13	3.88	2.63	1.5	-	-	-
SBP-HF 2 06 13 KU	42.44	34.39	24.73	12.08	9.09	5.52	1.84	-	-
SBP-HF 3 06 13 KU	67.28	38	27.03	14	9.09	5.52	1.84	0.69	-
SBP-HF 2 13 22 KU	175.26	143.8	102	66.33	44.67	24.67	2.88	-	-
SBP-HF 3 13 22 KU	297.6	178.3	106.1	66.3	44.7	24.7	2.9	-	-

	0	100	200	300	400	500	600	700
SBP-HV 2 04 7 KU	13.2	9.5	4.4	3.4	2.9	2.3	1.7	1.2
SBP-HV 2 07 13 KU	42.5	33.6	25.0	13.7	8.7	7.3	4.6	2.7
SBP-HV 3 07 13 KU	76.8	39	26.9	16	9.2	7.6	5.1	3.1
SBP-HV 2 16 22 KU	159	137.3	112.6	81.2	50.5	25	17.7	11.1
SBP-HV 3 16 22 KU	308.8	160	112.6	81.2	50.5	25	17.7	11.1

Evacuation times for various vacuum ranges [s/l]

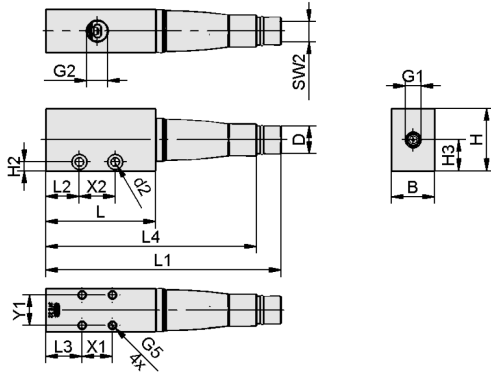
	0	100	200	300	400	500	600
SBP-HF 2 03 7 KU	-	0.48	1.27	2.51	4.59	9.26	12
SBP-HF 2 06 13 KU	-	0.1	0.27	0.55	1.18	2.01	3.47
SBP-HF 3 06 13 KU	-	0.1	0.27	0.55	1.18	2.01	3.47
SBP-HF 2 13 22 KU	-	0.04	0.08	0.14	0.23	0.42	1.84
SBP-HF 3 13 22 KU	-	0.04	0.08	0.14	0.24	0.46	1.96

	0	100	200	300	400	500	600	700	800
SBP-HV 2 04 7 KU	-	0.53	1.34	2.79	4.71	7.16	10.68	17.73	25
SBP-HV 2 07 13 KU	-	0.09	0.26	0.56	1.22	2.08	3.21	5.09	9.71
SBP-HV 3 07 13 KU	-	0.11	0.28	0.53	1.11	1.94	3.01	4.71	8.47
SBP-HV 2 16 22 KU	-	0.06	0.09	0.14	0.23	0.4	0.61	0.94	1.49
SBP-HV 3 16 22 KU	-	0.04	0.08	0.12	0.21	0.36	0.58	0.90	1.46

Basic Ejectors SBP-HV/HF With Plastic Main Body

Suction rate up to 309 l/min

Design Data Basic Ejectors SBP-HV/HF With Plastic Main Body



SBP-HV/HF KU

Basic Ejectors SBP-HV/HF With Plastic Main Body

Suction rate up to 309 l/min

Design Data Basic Ejectors SBP-HV/HF With Plastic Main Body

Type	B [mm]	D [mm]	d2 [mm]	G1	G2	G5	H [mm]	H2 [mm]	H3 [mm]	L [mm]	L1 [mm]	L2 [mm]	L3 [mm]	L4 [mm]	SW2 [mm]	X1 [mm]	X2 [mm]	Y1 [mm]
SBP HF 2 03 7 KU	19.0	6.0	4.2	G1/8"-F	G1/8"-F	M4-F	25	5.0	12.5	36.5	47.5	10.0	13.5	-	4	12	19	12
SBP HF 2 06 13 KU	23.0	14.2	4.2	G1/8"-F	G1/4"-F	M4-F	33	5.5	16.5	46.5	80.5	14.0	16.5	64.5	8	14	19	14
SBP HF 2 13 22 KU	31.5	20.0	6.2	G1/4"-F	G3/8"-F	M6-F	45	6.5	22.5	80.0	131.0	24.5	26.5	113.0	12	22	26	22
SBP HF 3 06 13 KU	23.0	14.2	4.2	G1/8"-F	G1/4"-F	M4-F	33	5.5	16.5	46.5	99.0	14.0	16.5	83.0	8	14	19	14
SBP HF 3 13 22 KU	31.5	20.0	6.2	G1/4"-F	G3/8"-F	M6-F	45	6.5	22.5	80.0	171.0	24.5	26.5	153.0	14	22	26	22
SBP HV 2 04 7 KU	19.0	6.0	4.2	G1/8"-F	G1/8"-F	M4-F	25	5.0	12.5	36.5	47.5	10.0	13.5	-	4	12	19	12
SBP HV 2 07 13 KU	23.0	14.2	4.2	G1/8"-F	G1/4"-F	M4-F	33	5.5	16.5	46.5	80.5	14.0	16.5	64.5	8	14	19	14
SBP HV 2 16 22 KU	31.5	20.0	6.2	G1/4"-F	G3/8"-F	M6-F	45	6.5	22.5	80.0	131.0	24.5	26.5	113.0	12	22	26	22
SBP HV 3 07 13 KU	23.0	14.2	4.2	G1/8"-F	G1/4"-F	M4-F	33	5.5	16.5	46.5	99.0	14.0	16.5	83.0	8	14	19	14
SBP HV 3 16 22 KU	31.5	20.0	6.2	G1/4"-F	G3/8"-F	M6-F	45	6.5	22.5	80.0	171.0	24.5	26.5	153.0	14	22	26	22