

FLOW MICROREGULATOR SERIES MRF COMPACT N and COMPACT O

Main features:

- reduced dimensions
- excellent regulation
- regulation with a screwdriver and disposable anti-tampering cap (COMPACT O)
- regulation with either a screwdriver and/or a knob, can be fixed with a ring nut (COMPACT N)
- available in all sizes (from M5 to G1/2) with a brass or a technopolymer ring
- available (from 10-32 UNF to 1/2 NPT) only with brass ring version COMPACT N
- can be mounted with an automatic screwdriver
- comes with a ring that can rotate even with the MRF mounted in position.

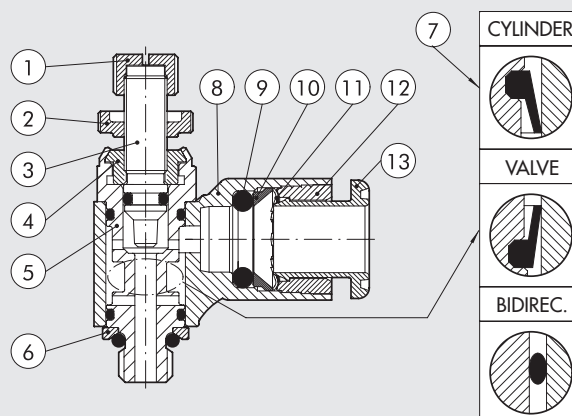


TECHNICAL DATA METRIC or G (BSP)		M5			G1/8				G1/4				G3/8		G1/2	
Pipe		Ø 4	Ø 5*	Ø 6	Ø 4	Ø 5*	Ø 6	Ø 8	Ø 6	Ø 8	Ø 10	Ø 12	Ø 8	Ø 10	Ø 12	Ø 12
Max input pressure	MPa															
	bar															
	psi															
Temperature range: Technopolymer ring	°C															
	°F															
Brass ring	°C															
	°F															
Max flow rate on regulation at 6.3 bar	Nl/min	150	155	155	350	360	380	400	750	850	950	1000	1250	1300	1400	2000
Max flow rate on exhaust at 6.3 bar with closed needle	Nl/min	140	145	150	300	320	350	390	450	500	500	550	1030	1050	1250	1750
Max flow rate on exhaust at 6.3 bar with open needle	Nl/min	240	245	245	450	510	600	650	850	1050	1150	1250	1700	1700	2100	2700
Regulation		Manual (COMPACT N only) or using a screwdriver														
Internal system		Tapered needle														
Fluid		Filtered, lubricated or unlubricated compressed air														
* Pipe Ø 5 is only available with a brass ring																

TECHNICAL DATA UNF or NPT		10-32 UNF		1/8 NPT				1/4 NPT				3/8 NPT		1/2 NPT	
Pipe		Ø 5/32	Ø 1/4	Ø 5/32	Ø 1/4	Ø 5/16	Ø 3/8	Ø 1/4	Ø 5/16	Ø 3/8	Ø 1/2	Ø 3/8	Ø 1/2	Ø 1/2	
Max input pressure	MPa														
	bar														
	psi														
Temperature range: Brass ring	°C														
	°F														
Max flow rate on regulation at 6.3 bar	Nl/min	150	155	350	380	400	400	750	850	950	1000	1300	1400	2000	
Max flow rate on exhaust at 6.3 bar with closed needle	Nl/min	140	150	300	350	390	390	450	275	500	550	1050	1250	1750	
Max flow rate on exhaust at 6.3 bar with open needle	Nl/min	240	245	450	600	650	650	850	1050	1150	1250	1700	2100	2700	
Regulation		Manual or using a screwdriver													
Internal system		Tapered needle													
Fluid		Filtered, lubricated or unlubricated compressed air													

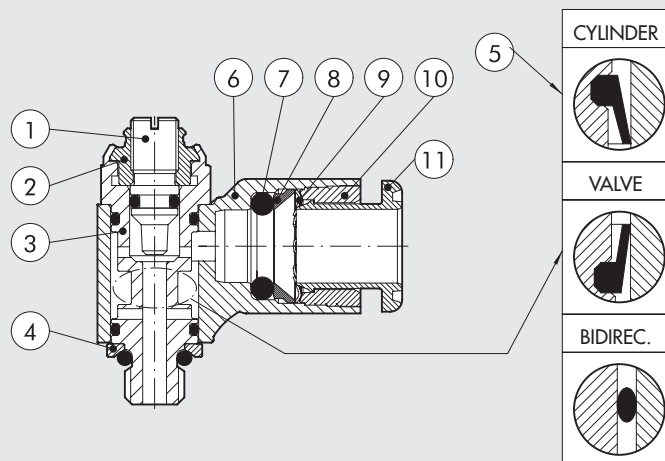
TYPE N COMPONENTS - M5 THREAD - 10-32 UNF

- 1 Nichel-plated brass knob
- 2 Nickel-plated brass securing ring nut
- 3 Brass needle
- 4 Nickel-plated brass bush
- 5 Nickel-plated brass body
- 6 Nickel-plated brass retaining ring
- 7 NBR gasket
- 8 Nickel-plated or technopolymer brass revolving ring
- 9 NBR gasket
- 10 Technopolymer spring supporting ring
- 11 Stainless steel grabbing spring
- 12 Technopolymer retaining bush
- 13 Technopolymer release bush



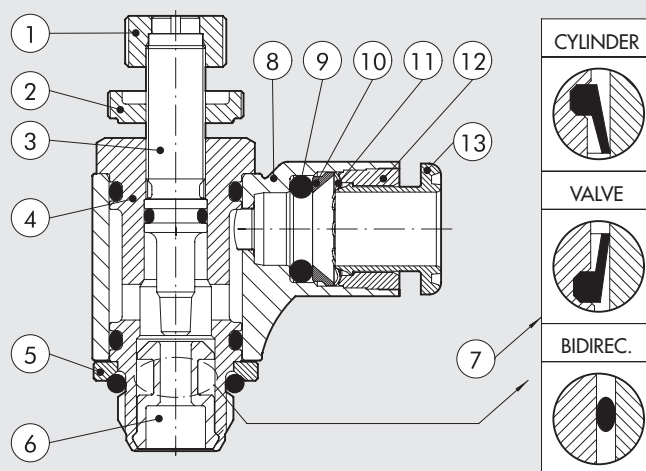
TYPE O COMPONENTS - M5 THREAD

- ① Brass needle
- ② Nickel-plated brass bush
- ③ Nickel-plated brass body
- ④ Nickel-plated brass retaining ring
- ⑤ NBR gasket
- ⑥ Nickel-plated or technopolymer brass revolving ring
- ⑦ NBR gasket
- ⑧ Technopolymer spring supporting ring
- ⑨ Stainless steel grabbing spring
- ⑩ Technopolymer retaining bush
- ⑪ Technopolymer release bush



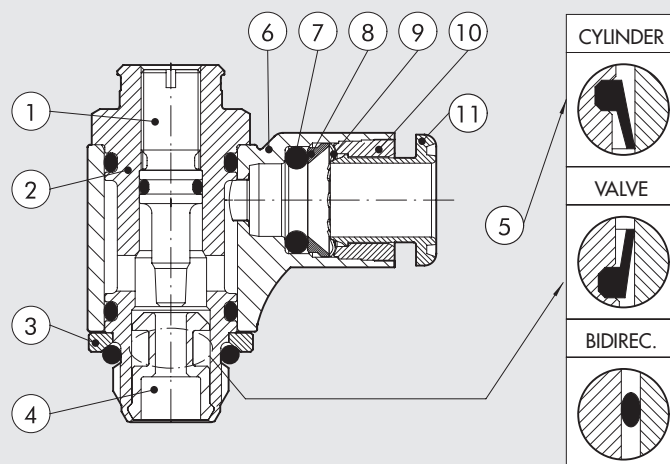
TYPE N COMPONENTS - THREAD FROM G1/8 TO G1/2 - FROM 1/8 NPT TO 1/2 NPT

- ① Nickel-plated brass knob
- ② Nickel-plated brass securing ring nut
- ③ Brass needle
- ④ Nickel-plated brass body
- ⑤ Nickel-plated brass retaining ring
- ⑥ Brass gasket holding insert
- ⑦ NBR gasket
- ⑧ Nickel-plated or technopolymer brass revolving ring
- ⑨ NBR gasket
- ⑩ Technopolymer spring supporting ring
- ⑪ Stainless steel grabbing spring
- ⑫ Technopolymer retaining bush
- ⑬ Technopolymer release bush



TYPE O COMPONENTS - THREAD FROM G1/8 TO G1/2

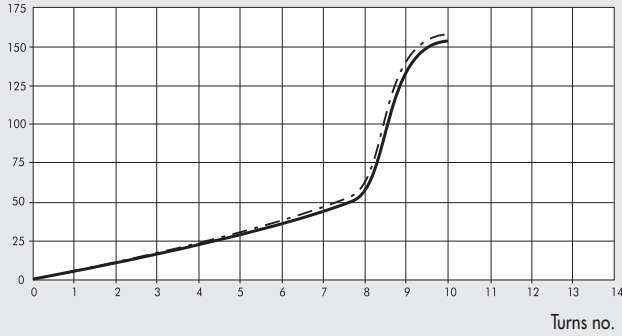
- ① Brass needle
- ② Nickel-plated brass body
- ③ Nickel-plated brass retaining ring
- ④ Brass gasket holding insert
- ⑤ NBR gasket
- ⑥ Nickel-plated or technopolymer brass revolving ring
- ⑦ NBR gasket
- ⑧ Technopolymer spring supporting ring
- ⑨ Stainless steel grabbing spring
- ⑩ Technopolymer retaining bush
- ⑪ Technopolymer release bush



FLOW CHARTS

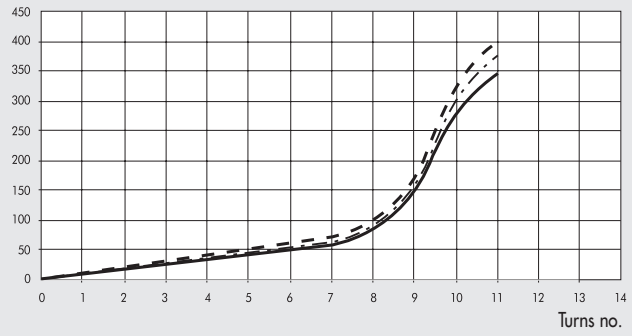
MRF M5 - 10-32 UNF

Flow rate [Nl/min]



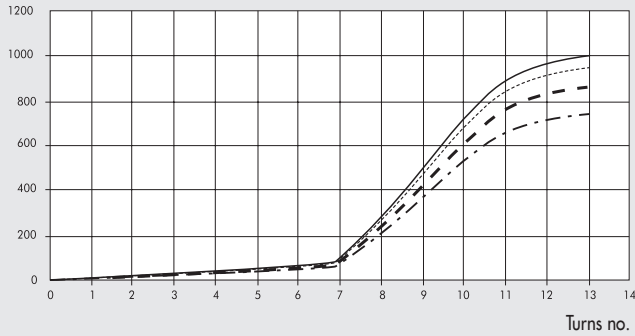
MRF G1/8 - 1/8 NPT

Flow rate [Nl/min]



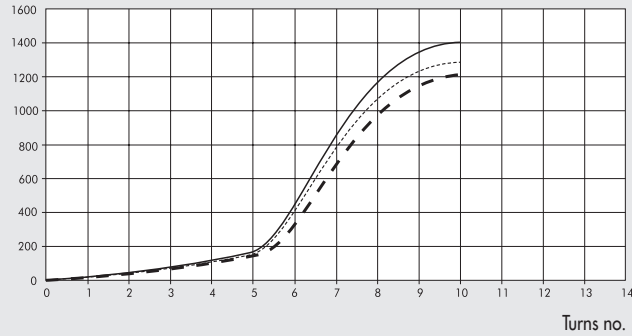
MRF G1/4 - 1/4 NPT

Flow rate [Nl/min]



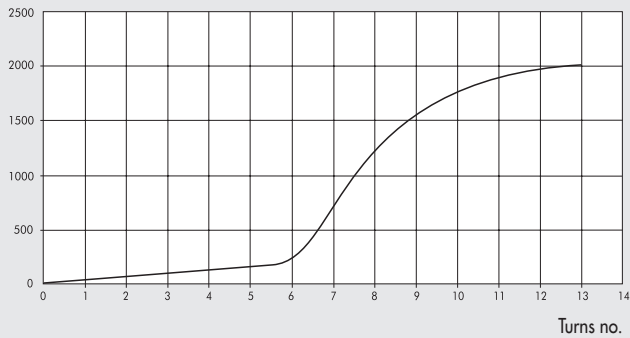
MRF G3/8 - 3/8 NPT

Flow rate [Nl/min]



MRF G1/2 - 1/2 NPT

Flow rate [Nl/min]



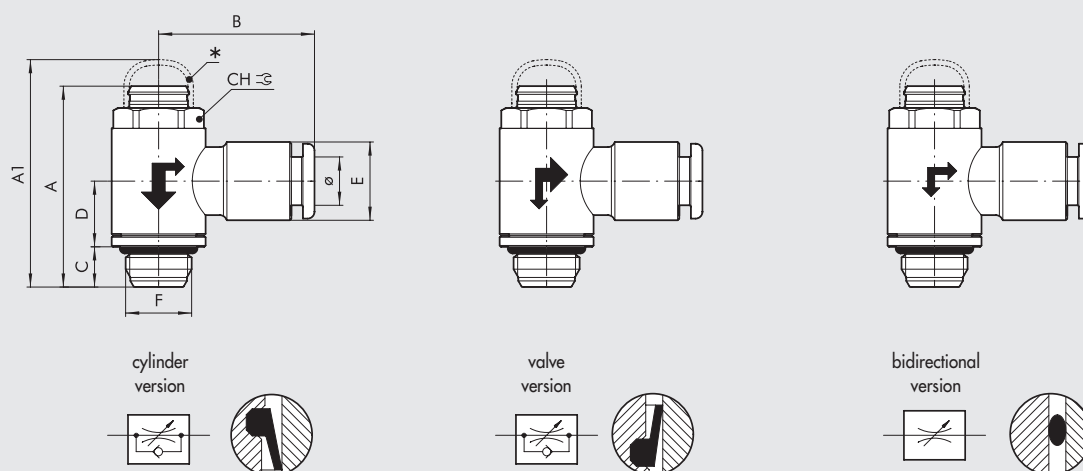
- Ø4 (5/32")
- - - Ø6 - Ø1/4"
- - - Ø8 (5/16")
- Ø10 - Ø3/8"
- Ø12 - Ø1/2"

SYNOPTIC, SIZES AND VERSIONS

M R F FAMILY	N TYPE	M RING	C FUNCTION	4 Ø TUBE / THREAD	M5 THREAD
Flow microregulator	N With knob and ring nut O Flash needle	M Nickel-plated brass with push-in fitting T Technopolymer with push-in fitting F Nickel-plated brass with female thread	C For cylinder V For valve B Bidirectional	MILLIMETER TUBE 4 Ø 4 (5/32") 5 Ø 5 6 Ø 6 8 Ø 8 (5/16") 10 Ø 10 12 Ø 12 14 Ø 14 G (BSP) THREAD 1/8 G1/8 Female 1/4 G1/4 Female 3/8 G3/8 Female 1/2 G1/2 Female INCH TUBES ▲ 1/4 Ø 1/4" 3/8 Ø 3/8" 1/2 Ø 1/2"	MTERIC or G (BSP) M5 M5 1/8 G1/8 1/4 G1/4 3/8 G3/8 1/2 G1/2 UNF or NPT ▲ 10-32 UNF 10-32 UNF 1/8 NPT 1/8 NPT 1/4 NPT 1/4 NPT 3/8 NPT 3/8 NPT 1/2 NPT 1/2 NPT

▲ Available only for version MRF compact "N" with brass ring.

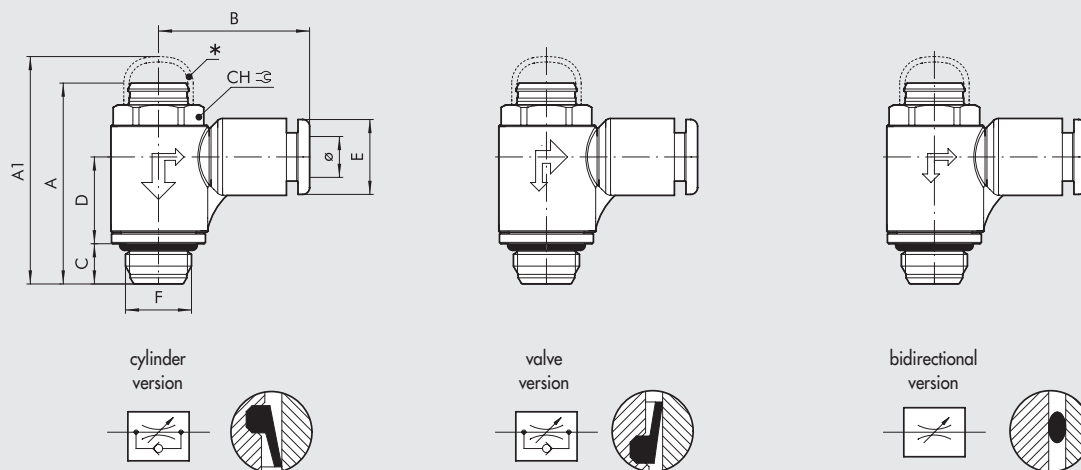
MRF COMPACT "O" BRASS RING



* OPTIONAL ANTI-TAMPERING CAP

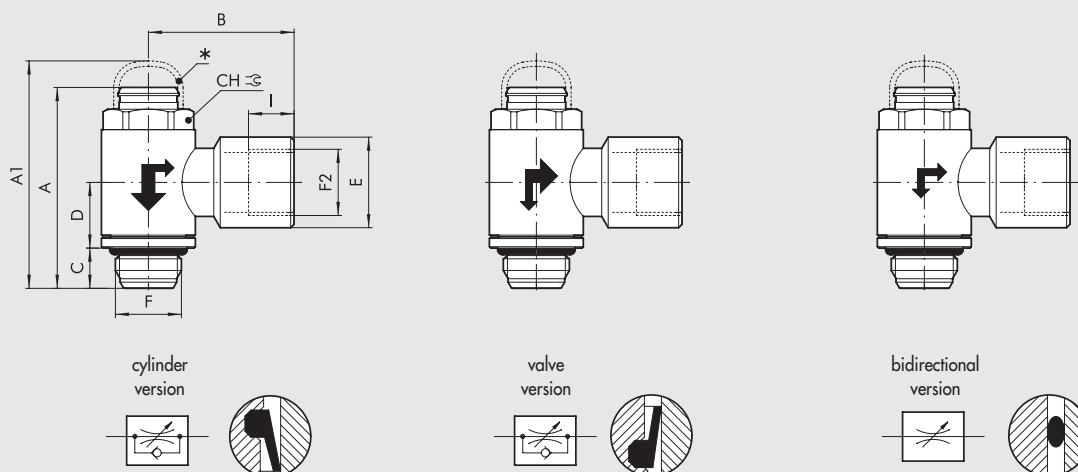
Code	Description	F	Ø	CH	A min	A max	A1	B	C	D	E
9001001C	MRF O M C 4 M5	M5	4	9	23.9	25	26.5	20.2	4	9.2	9.5
9001110V	MRF O M V 4 M5	M5	4	9	23.9	25	26.5	20.2	4	9.2	9.5
9001601B	MRF O M B 4 M5	M5	4	9	23.9	25	26.5	20.2	4	9.2	9.5
9001002C	MRF O M C 5 M5	M5	5	9	23.9	25	26.5	23.8	4	9.2	12
9001113V	MRF O M V 5 M5	M5	5	9	23.9	25	26.5	23.8	4	9.2	12
9001603B	MRF O M B 5 M5	M5	5	9	23.9	25	26.5	23.8	4	9.2	12
9001007C	MRF O M C 6 M5	M5	6	9	23.9	25	26.5	23.5	4	9.2	11.3
9001105V	MRF O M V 6 M5	M5	6	9	23.9	25	26.5	23.5	4	9.2	11.3
9001612B	MRF O M B 6 M5	M5	6	9	23.9	25	26.5	23.5	4	9.2	11.3
9001011C	MRF O M C 4 1/8	1/8	4	12	29.8	30.9	34	21.3	6	9.8	9.5
9001111V	MRF O M V 4 1/8	1/8	4	12	29.8	30.9	34	21.3	6	9.8	9.5
9001602B	MRF O M B 4 1/8	1/8	4	12	29.8	30.9	34	21.3	6	9.8	9.5
9001012C	MRF O M C 5 1/8	1/8	5	12	29.8	30.9	34	24.8	6	9.8	12
9001112V	MRF O M V 5 1/8	1/8	5	12	29.8	30.9	34	24.8	6	9.8	12
9001604B	MRF O M B 5 1/8	1/8	5	12	29.8	30.9	34	24.8	6	9.8	12
9001003C	MRF O M C 6 1/8	1/8	6	12	29.8	30.9	34	23	6	9.8	11.5
9001101V	MRF O M V 6 1/8	1/8	6	12	29.8	30.9	34	23	6	9.8	11.5
9001605B	MRF O M B 6 1/8	1/8	6	12	29.8	30.9	34	23	6	9.8	11.5
9001005C	MRF O M C 8 1/8	1/8	8	12	29.8	30.9	34	24.8	6	9.8	13.8
9001103V	MRF O M V 8 1/8	1/8	8	12	29.8	30.9	34	24.8	6	9.8	13.8
9001607B	MRF O M B 8 1/8	1/8	8	12	29.8	30.9	34	24.8	6	9.8	13.8
9001004C	MRF O M C 6 1/4	1/4	6	15	35.4	37	38.9	24.5	8	11.1	11.5
9001102V	MRF O M V 6 1/4	1/4	6	15	35.4	37	38.9	24.5	8	11.1	11.5
9001606B	MRF O M B 6 1/4	1/4	6	15	35.4	37	38.9	24.5	8	11.1	11.5
9001006C	MRF O M C 8 1/4	1/4	8	15	35.4	37	38.9	26.5	8	11.1	13.8
9001104V	MRF O M V 8 1/4	1/4	8	15	35.4	37	38.9	26.5	8	11.1	13.8
9001608B	MRF O M B 8 1/4	1/4	8	15	35.4	37	38.9	26.5	8	11.1	13.8
9001010C	MRF O M C 8 3/8	3/8	8	19	42.7	42.7	49.5	28.5	9	13.4	13.8
9001115V	MRF O M V 8 3/8	3/8	8	19	42.7	42.7	49.5	28.5	9	13.4	13.8
9001611B	MRF O M B 8 3/8	3/8	8	19	42.7	42.7	49.5	28.5	9	13.4	13.8
9001008C	MRF O M C 10 1/4	1/4	10	15	35.4	37	38.9	31.4	8	11.1	16.5
9001106V	MRF O M V 10 1/4	1/4	10	15	35.4	37	38.9	31.4	8	11.1	16.5
9001609B	MRF O M B 10 1/4	1/4	10	15	35.4	37	38.9	31.4	8	11.1	16.5
9001014C	MRF O M C 12 1/4	1/4	12	15	35.4	37	38.9	33	8	11.1	19.5
9001123V	MRF O M V 12 1/4	1/4	12	15	35.4	37	38.9	33	8	11.1	19.5
9001623B	MRF O M B 12 1/4	1/4	12	15	35.4	37	38.9	33	8	11.1	19.5
9001009C	MRF O M C 10 3/8	3/8	10	19	42.7	42.7	49.5	32.8	9	13.4	16
9001114V	MRF O M V 10 3/8	3/8	10	19	42.7	42.7	49.5	32.8	9	13.4	16
9001610B	MRF O M B 10 3/8	3/8	10	19	42.7	42.7	49.5	32.8	9	13.4	16
9001015C	MRF O M C 12 3/8	3/8	12	19	42.7	42.7	49.5	35.3	9	13.4	19.5
9001124V	MRF O M V 12 3/8	3/8	12	19	42.7	42.7	49.5	35.3	9	13.4	19.5
9001624B	MRF O M B 12 3/8	3/8	12	19	42.7	42.7	49.5	35.3	9	13.4	19.5
9001016C	MRF O M C 12 1/2	1/2	12	22	50.6	51.4	55.3	37	11	15.9	19.5
9001125V	MRF O M V 12 1/2	1/2	12	22	50.6	51.4	55.3	37	11	15.9	19.5
9001625B	MRF O M B 12 1/2	1/2	12	22	50.6	51.4	55.3	37	11	15.9	19.5
9001019C	MRF O M C 14 1/2	1/2	14	22	50.6	51.4	55.3	35	11	15.9	22
9001128V	MRF O M V 14 1/2	1/2	14	22	50.6	51.4	55.3	35	11	15.9	22
9001628B	MRF O M B 14 1/2	1/2	14	22	50.6	51.4	55.3	35	11	15.9	22

MRF COMPACT "O" TECHNOLOGY RING



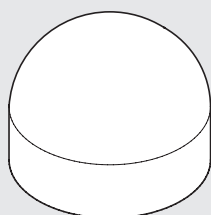
* OPTIONAL ANTI-TAMPERING CAP

Code	Description	F	Ø	CH	A min	A max	A1	B	C	D	E
9011001C	MRF OTC 4 M5	M5	4	9	23.9	25	26.5	19.1	4	9.5	9.2
9011110V	MRF OTV 4 M5	M5	4	9	23.9	25	26.5	19.1	4	9.5	9.2
9011601B	MRF OTB 4 M5	M5	4	9	23.9	25	26.5	19.1	4	9.5	9.2
9011007C	MRF OTC 6 M5	M5	6	9	23.9	25	26.5	20.8	4	9.5	11.3
9011105V	MRF OTV 6 M5	M5	6	9	23.9	25	26.5	20.8	4	9.5	11.3
9011612B	MRF OTB 6 M5	M5	6	9	23.9	25	26.5	20.8	4	9.5	11.3
9011011C	MRF OTC 4 1/8	1/8	4	12	29.8	30.9	34	21	6	12.9	9.2
9011111V	MRF OTV 4 1/8	1/8	4	12	29.8	30.9	34	21	6	12.9	9.2
9011602B	MRF OTB 4 1/8	1/8	4	12	29.8	30.9	34	21	6	12.9	9.2
9011003C	MRF OTC 6 1/8	1/8	6	12	29.8	30.9	34	22.3	6	12.9	11.3
9011101V	MRF OTV 6 1/8	1/8	6	12	29.8	30.9	34	22.3	6	12.9	11.3
9011605B	MRF OTB 6 1/8	1/8	6	12	29.8	30.9	34	22.3	6	12.9	11.3
9011005C	MRF OTC 8 1/8	1/8	8	12	29.8	30.9	34	25.6	6	12.9	13.8
9011103V	MRF OTV 8 1/8	1/8	8	12	29.8	30.9	34	25.6	6	12.9	13.8
9011607B	MRF OTB 8 1/8	1/8	8	12	29.8	30.9	34	25.6	6	12.9	13.8
9011004C	MRF OTC 6 1/4	1/4	6	15	35.4	37	38.9	24.3	8	15	11.3
9011102V	MRF OTV 6 1/4	1/4	6	15	35.4	37	38.9	24.3	8	15	11.3
9011606B	MRF OTB 6 1/4	1/4	6	15	35.4	37	38.9	24.3	8	15	11.3
9011006C	MRF OTC 8 1/4	1/4	8	15	35.4	37	38.9	27.2	8	15	13.8
9011104V	MRF OTV 8 1/4	1/4	8	15	35.4	37	38.9	27.2	8	15	13.8
9011608B	MRF OTB 8 1/4	1/4	8	15	35.4	37	38.9	27.2	8	15	13.8
9011008C	MRF OTC 10 1/4	1/4	10	15	35.4	37	38.9	28.6	8	15	16
9011106V	MRF OTV 10 1/4	1/4	10	15	35.4	37	38.9	28.6	8	15	16
9011609B	MRF OTB 10 1/4	1/4	10	15	35.4	37	38.9	28.6	8	15	16
9011014C	MRF OTC 12 1/4	1/4	12	15	35.4	37	38.9	31	8	15	19.5
9011123V	MRF OTV 12 1/4	1/4	12	15	35.4	37	38.9	31	8	15	19.5
9011623B	MRF OTB 12 1/4	1/4	12	15	35.4	37	38.9	31	8	15	19.5
9011009C	MRF OTC 10 3/8	3/8	10	19	42.7	42.7	49.5	30.3	9	17.9	16
9011114V	MRF OTV 10 3/8	3/8	10	19	42.7	42.7	49.5	30.3	9	17.9	16
9011610B	MRF OTB 10 3/8	3/8	10	19	42.7	42.7	49.5	30.3	9	17.9	16
9011015C	MRF OTC 12 3/8	3/8	12	19	42.7	42.7	49.5	32.4	9	17.9	19.5
9011124V	MRF OTV 12 3/8	3/8	12	19	42.7	42.7	49.5	32.4	9	17.9	19.5
9011624B	MRF OTB 12 3/8	3/8	12	19	42.7	42.7	49.5	32.4	9	17.9	19.5
9011016C	MRF OTC 12 1/2	1/2	12	22	50.6	51.4	55.3	34	11	20.1	19.5
9011125V	MRF OTV 12 1/2	1/2	12	22	50.6	51.4	55.3	34	11	20.1	19.5
9011625B	MRF OTB 12 1/2	1/2	12	22	50.6	51.4	55.3	34	11	20.1	19.5

MRF COMPACT "O" THREADED BRASS RING


* OPTIONAL ANTI-TAMPERING CAP

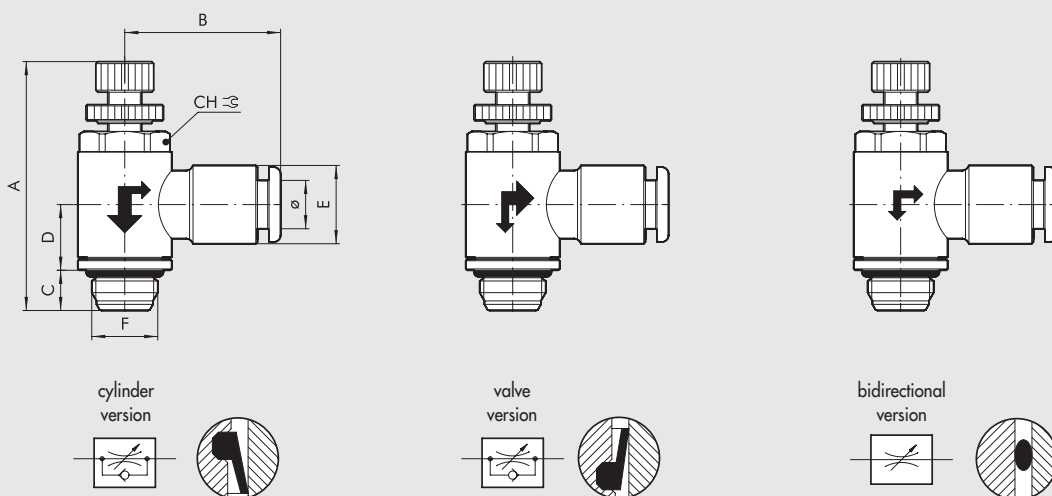
Code	Description	F	F2	CH	A min	A max	A1	B	C	D	E	I
9001020C	MRF O F C 1/8 1/8	1/8	1/8	12	29.8	30.9	34	21.4	6	9.8	13.3	6.7
9001120V	MRF O F V 1/8 1/8	1/8	1/8	12	29.8	30.9	34	21.4	6	9.8	13.3	6.7
9001620B	MRF O F B 1/8 1/8	1/8	1/8	12	29.8	30.9	34	21.4	6	9.8	13.3	6.7
9001021C	MRF O F C 1/4 1/4	1/4	1/4	15	35.4	37	38.9	25.5	8	11.1	16.7	8
9001121V	MRF O F V 1/4 1/4	1/4	1/4	15	35.4	37	38.9	25.5	8	11.1	16.7	8
9001621B	MRF O F B 1/4 1/4	1/4	1/4	15	35.4	37	38.9	25.5	8	11.1	16.7	8
9001022C	MRF O F C 3/8 3/8	3/8	3/8	19	42.7	42.7	49.5	31.5	9	13.4	20.2	10
9001122V	MRF O F V 3/8 3/8	3/8	3/8	19	42.7	42.7	49.5	31.5	9	13.4	20.2	10
9001622B	MRF O F B 3/8 3/8	3/8	3/8	19	42.7	42.7	49.5	31.5	9	13.4	20.2	10
9001023C	MRF O F C 1/2 1/2	1/2	1/2	22	50.6	51.4	55.3	36	11	15.9	25.5	11
9001126V	MRF O F V 1/2 1/2	1/2	1/2	22	50.6	51.4	55.3	36	11	15.9	25.5	11
9001626B	MRF O F B 1/2 1/2	1/2	1/2	22	50.6	51.4	55.3	36	11	15.9	25.5	11

ACCESSORIES MRF COMPACT "O"
ANTI-TAMPERING CAP


Code	Description
9090001	Cap MRF O M5
9090002	Cap MRF O 1/8-1/4
9090003	Cap MRF O 3/8-1/2

NOTE: Adjust the flow rate via the regulating pin.
Apply the anti-tampering cap and press on firmly to prevent access to the regulation pin.
If the MRF needs to be recalibrated, remove the cap using the grippers provided.
IMPORTANT: The cap cannot be re-used after it has been removed.

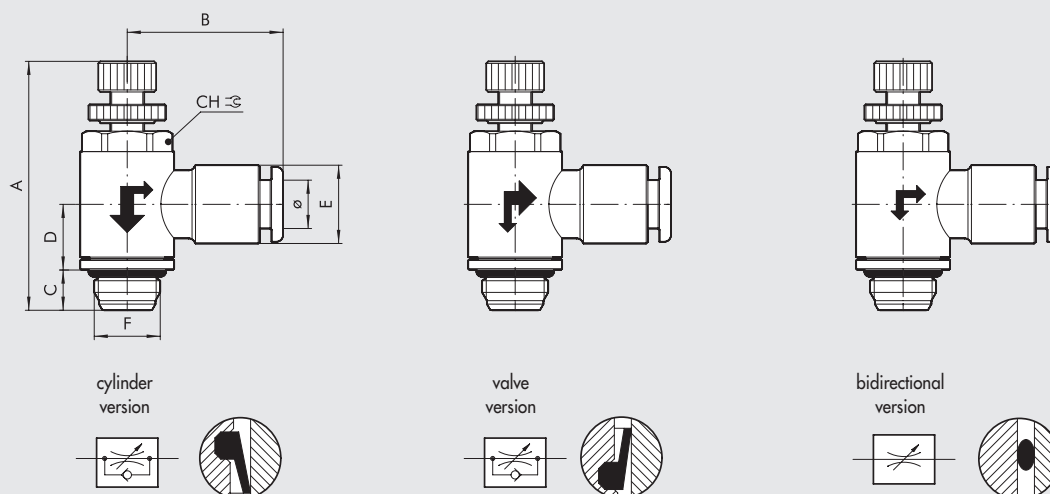
MRF COMPACT "N" BRASS RING



Code	Description	F	Ø	CH	A min	A max	B	C	D	E
9031001C	MRF N M C 4 M5	M5	4	9	27.7	31	20.2	4	9.2	9.5
9031101V	MRF N M V 4 M5	M5	4	9	27.7	31	20.2	4	9.2	9.5
9031201B	MRF N M B 4 M5	M5	4	9	27.7	31	20.2	4	9.2	9.5
9031003C	MRF N M C 5 M5	M5	5	9	27.7	31	23.8	4	9.2	12
9031103V	MRF N M V 5 M5	M5	5	9	27.7	31	23.8	4	9.2	12
9031203B	MRF N M B 5 M5	M5	5	9	27.7	31	23.8	4	9.2	12
9031005C	MRF N M C 6 M5	M5	6	9	27.7	31	23.5	4	9.2	11.3
9031105V	MRF N M V 6 M5	M5	6	9	27.7	31	23.5	4	9.2	11.3
9031205B	MRF N M B 6 M5	M5	6	9	27.7	31	23.5	4	9.2	11.3
9031002C	MRF N M C 4 1/8	1/8	4	12	33.5	37.6	21.3	6	9.8	9.5
9031102V	MRF N M V 4 1/8	1/8	4	12	33.5	37.6	21.3	6	9.8	9.5
9031202B	MRF N M B 4 1/8	1/8	4	12	33.5	37.6	21.3	6	9.8	9.5
9031004C	MRF N M C 5 1/8	1/8	5	12	33.5	37.6	24.8	6	9.8	12
9031104V	MRF N M V 5 1/8	1/8	5	12	33.5	37.6	24.8	6	9.8	12
9031204B	MRF N M B 5 1/8	1/8	5	12	33.5	37.6	24.8	6	9.8	12
9031006C	MRF N M C 6 1/8	1/8	6	12	33.5	37.6	23	6	9.8	11.5
9031106V	MRF N M V 6 1/8	1/8	6	12	33.5	37.6	23	6	9.8	11.5
9031206B	MRF N M B 6 1/8	1/8	6	12	33.5	37.6	23	6	9.8	11.5
9031008C	MRF N M C 8 1/8	1/8	8	12	33.5	37.6	24.8	6	9.8	13.8
9031108V	MRF N M V 8 1/8	1/8	8	12	33.5	37.6	24.8	6	9.8	13.8
9031208B	MRF N M B 8 1/8	1/8	8	12	33.5	37.6	24.8	6	9.8	13.8
9031007C	MRF N M C 6 1/4	1/4	6	15	38.8	43.7	24.5	8	11.1	11.5
9031107V	MRF N M V 6 1/4	1/4	6	15	38.8	43.7	24.5	8	11.1	11.5
9031207B	MRF N M B 6 1/4	1/4	6	15	38.8	43.7	24.5	8	11.1	11.5
9031009C	MRF N M C 8 1/4	1/4	8	15	38.8	43.7	26.5	8	11.1	13.8
9031109V	MRF N M V 8 1/4	1/4	8	15	38.8	43.7	26.5	8	11.1	13.8
9031209B	MRF N M B 8 1/4	1/4	8	15	38.8	43.7	26.5	8	11.1	13.8
9031010C	MRF N M C 8 3/8	3/8	8	19	47.2	52	28.5	9	13.4	13.8
9031110V	MRF N M V 8 3/8	3/8	8	19	47.2	52	28.5	9	13.4	13.8
9031210B	MRF N M B 8 3/8	3/8	8	19	47.2	52	28.5	9	13.4	13.8
9031011C	MRF N M C 10 1/4	1/4	10	15	38.8	43.7	31.4	8	11.1	16.5
9031111V	MRF N M V 10 1/4	1/4	10	15	38.8	43.7	31.4	8	11.1	16.5
9031211B	MRF N M B 10 1/4	1/4	10	15	38.8	43.7	31.4	8	11.1	16.5
9031014C	MRF N M C 12 1/4	1/4	12	15	38.8	43.7	33	8	11.1	19.5
9031114V	MRF N M V 12 1/4	1/4	12	15	38.8	43.7	33	8	11.1	19.5
9031214B	MRF N M B 12 1/4	1/4	12	15	38.8	43.7	33	8	11.1	19.5
9031012C	MRF N M C 10 3/8	3/8	10	19	47.2	52	32.8	9	13.4	16
9031112V	MRF N M V 10 3/8	3/8	10	19	47.2	52	32.8	9	13.4	16
9031212B	MRF N M B 10 3/8	3/8	10	19	47.2	52	32.8	9	13.4	16
9031015C	MRF N M C 12 3/8	3/8	12	19	47.2	52	35.3	9	13.4	19.5
9031115V	MRF N M V 12 3/8	3/8	12	19	47.2	52	35.3	9	13.4	19.5
9031215B	MRF N M B 12 3/8	3/8	12	19	47.2	52	35.3	9	13.4	19.5
9031016C	MRF N M C 12 1/2	1/2	12	22	53	59.8	37	11	15.9	19.5
9031116V	MRF N M V 12 1/2	1/2	12	22	53	59.8	37	11	15.9	19.5
9031216B	MRF N M B 12 1/2	1/2	12	22	53	59.8	37	11	15.9	19.5
9031019C	MRF N M C 14 1/2	1/2	14	22	53	59.8	35	11	15.9	22
9031119V	MRF N M V 14 1/2	1/2	14	22	53	59.8	35	11	15.9	22
9031219B	MRF N M B 14 1/2	1/2	14	22	53	59.8	35	11	15.9	22

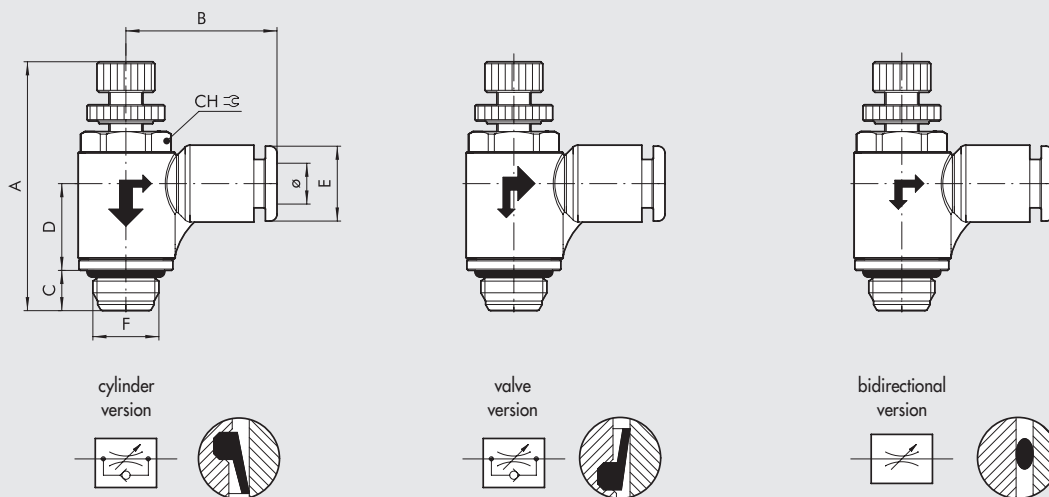
UNF
NPT

MRF COMPACT "N" BRASS RING - INCH TUBES AND UNF or NPT THREAD

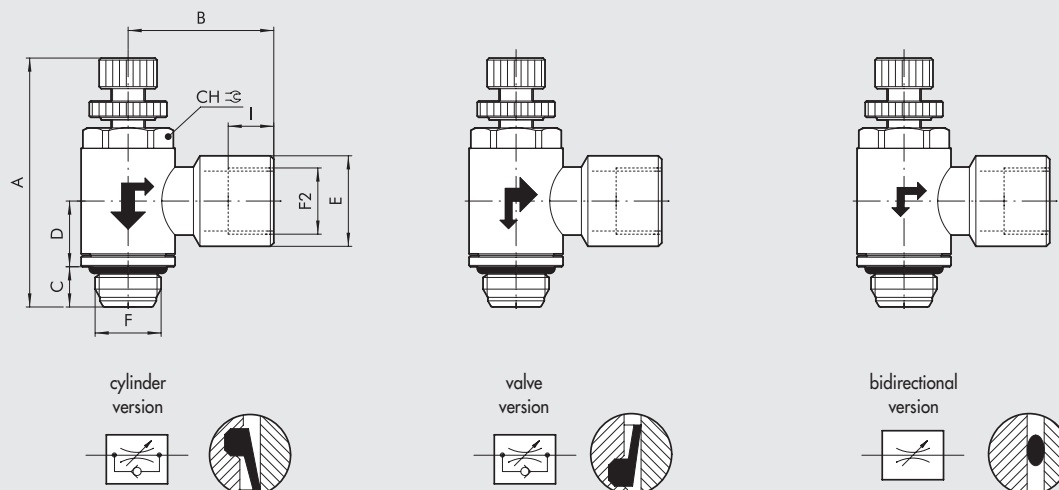


Code	Description	F	Ø	Ch		A min	A max	B	C	D	E
				Inc	mm						
9U31001C	MRF N M C 5/32 10-32 UNF	10-32 UNF	5/32"	0.354	9	27.7	31	20.2	4	9.2	9.5
9U31101V	MRF N M V 5/32 10-32 UNF	10-32 UNF	5/32"	0.354	9	27.7	31	20.2	4	9.2	9.5
9U31201B	MRF N M B 5/32 10-32 UNF	10-32 UNF	5/32"	0.354	9	27.7	31	20.2	4	9.2	9.5
9U31005C	MRF N M C 1/4 10-32 UNF	10-32 UNF	1/4"	0.354	9	27.7	31	21.3	4	9.2	11.8
9U31105V	MRF N M V 1/4 10-32 UNF	10-32 UNF	1/4"	0.354	9	27.7	31	21.3	4	9.2	11.8
9U31205B	MRF N M B 1/4 10-32 UNF	10-32 UNF	1/4"	0.354	9	27.7	31	21.3	4	9.2	11.8
9U31002C	MRF N M C 5/32 1/8 NPT	1/8 NPT	5/32"	0.472	12	33.5	37.6	21.3	6	9.8	9.5
9U31102V	MRF N M V 5/32 1/8 NPT	1/8 NPT	5/32"	0.472	12	33.5	37.6	21.3	6	9.8	9.5
9U31202B	MRF N M B 5/32 1/8 NPT	1/8 NPT	5/32"	0.472	12	33.5	37.6	21.3	6	9.8	9.5
9U31006C	MRF N M C 1/4 1/8 NPT	1/8 NPT	1/4"	0.472	12	33.5	37.6	21.3	6	9.8	11.8
9U31106V	MRF N M V 1/4 1/8 NPT	1/8 NPT	1/4"	0.472	12	33.5	37.6	21.3	6	9.8	11.8
9U31206B	MRF N M B 1/4 1/8 NPT	1/8 NPT	1/4"	0.472	12	33.5	37.6	21.3	6	9.8	11.8
9U31008C	MRF N M C 5/16 1/8 NPT	1/8 NPT	5/16"	0.472	12	33.5	37.6	24.8	6	9.8	13.8
9U31108V	MRF N M V 5/16 1/8 NPT	1/8 NPT	5/16"	0.472	12	33.5	37.6	24.8	6	9.8	13.8
9U31208B	MRF N M B 5/16 1/8 NPT	1/8 NPT	5/16"	0.472	12	33.5	37.6	24.8	6	9.8	13.8
9U31010C	MRF N M C 3/8 1/8 NPT	1/8 NPT	3/8"	0.472	12	33.5	37.6	27.8	6	9.8	16.5
9U31110V	MRF N M V 3/8 1/8 NPT	1/8 NPT	3/8"	0.472	12	33.5	37.6	27.8	6	9.8	16.5
9U31210B	MRF N M B 3/8 1/8 NPT	1/8 NPT	3/8"	0.472	12	33.5	37.6	27.8	6	9.8	16.5
9U31007C	MRF N M C 1/4 1/4 NPT	1/4 NPT	1/4"	0.591	15	38.8	43.7	23	8	11.1	13.8
9U31107V	MRF N M V 1/4 1/4 NPT	1/4 NPT	1/4"	0.591	15	38.8	43.7	23	8	11.1	13.8
9U31207B	MRF N M B 1/4 1/4 NPT	1/4 NPT	1/4"	0.591	15	38.8	43.7	23	8	11.1	13.8
9U31009C	MRF N M C 5/16 1/4 NPT	1/4 NPT	5/16"	0.591	15	38.8	43.7	26.5	8	11.1	13.8
9U31109V	MRF N M V 5/16 1/4 NPT	1/4 NPT	5/16"	0.591	15	38.8	43.7	26.5	8	11.1	13.8
9U31209B	MRF N M B 5/16 1/4 NPT	1/4 NPT	5/16"	0.591	15	38.8	43.7	26.5	8	11.1	13.8
9U31011C	MRF N M C 3/8 1/4 NPT	1/4 NPT	3/8"	0.591	15	38.8	43.7	29.8	8	11.1	16.5
9U31111V	MRF N M V 3/8 1/4 NPT	1/4 NPT	3/8"	0.591	15	38.8	43.7	29.8	8	11.1	16.5
9U31211B	MRF N M B 3/8 1/4 NPT	1/4 NPT	3/8"	0.591	15	38.8	43.7	29.8	8	11.1	16.5
9U31014C	MRF N M C 1/2 1/4 NPT	1/4 NPT	1/2"	0.591	15	38.8	43.7	34.3	8	11.1	21
9U31114V	MRF N M V 1/2 1/4 NPT	1/4 NPT	1/2"	0.591	15	38.8	43.7	34.3	8	11.1	21
9U31214B	MRF N M B 1/2 1/4 NPT	1/4 NPT	1/2"	0.591	15	38.8	43.7	34.3	8	11.1	21
9U31012C	MRF N M C 3/8 3/8 NPT	3/8 NPT	3/8"	3/4	19	47.2	52	30.6	9	13.4	16
9U31112V	MRF N M V 3/8 3/8 NPT	3/8 NPT	3/8"	3/4	19	47.2	52	30.6	9	13.4	16
9U31212B	MRF N M B 3/8 3/8 NPT	3/8 NPT	3/8"	3/4	19	47.2	52	30.6	9	13.4	16
9U31015C	MRF N M C 1/2 3/8 NPT	3/8 NPT	1/2"	3/4	19	47.2	52	36.5	9	13.4	20.2
9U31115V	MRF N M V 1/2 3/8 NPT	3/8 NPT	1/2"	3/4	19	47.2	52	36.5	9	13.4	20.2
9U31215B	MRF N M B 1/2 3/8 NPT	3/8 NPT	1/2"	3/4	19	47.2	52	36.5	9	13.4	20.2
9U31016C	MRF N M C 1/2 1/2 NPT	1/2 NPT	1/2"	7/8	22	53	59.8	37.8	11	15.9	20.2
9U31116V	MRF N M V 1/2 1/2 NPT	1/2 NPT	1/2"	7/8	22	53	59.8	37.8	11	15.9	20.2
9U31216B	MRF N M B 1/2 1/2 NPT	1/2 NPT	1/2"	7/8	22	53	59.8	37.8	11	15.9	20.2

MRF COMPACT "N" TECHNOLOGY RING



Code	Description	F	Ø	CH	A min	A max	B	C	D	E
9021001C	MRF NTC 4 M5	M5	4	9	27.7	31	19.1	4	9.5	9.2
9021101V	MRF NTV 4 M5	M5	4	9	27.7	31	19.1	4	9.5	9.2
9021201B	MRF NTB 4 M5	M5	4	9	27.7	31	19.1	4	9.5	9.2
9021005C	MRF NTC 6 M5	M5	6	9	27.7	31	20.8	4	9.5	11.3
9021105V	MRF NTV 6 M5	M5	6	9	27.7	31	20.8	4	9.5	11.3
9021205B	MRF NTB 6 M5	M5	6	9	27.7	31	20.8	4	9.5	11.3
9021002C	MRF NTC 4 1/8	1/8	4	12	33.5	37.6	21	6	12.9	9.2
9021102V	MRF NTV 4 1/8	1/8	4	12	33.5	37.6	21	6	12.9	9.2
9021202B	MRF NTB 4 1/8	1/8	4	12	33.5	37.6	21	6	12.9	9.2
9021006C	MRF NTC 6 1/8	1/8	6	12	33.5	37.6	22.3	6	12.9	11.3
9021106V	MRF NTV 6 1/8	1/8	6	12	33.5	37.6	22.3	6	12.9	11.3
9021206B	MRF NTB 6 1/8	1/8	6	12	33.5	37.6	22.3	6	12.9	11.3
9021008C	MRF NTC 8 1/8	1/8	8	12	33.5	37.6	25.6	6	12.9	13.8
9021108V	MRF NTV 8 1/8	1/8	8	12	33.5	37.6	25.6	6	12.9	13.8
9021208B	MRF NTB 8 1/8	1/8	8	12	33.5	37.6	25.6	6	12.9	13.8
9021007C	MRF NTC 6 1/4	1/4	6	15	38.8	43.7	24.3	8	15	11.3
9021107V	MRF NTV 6 1/4	1/4	6	15	38.8	43.7	24.3	8	15	11.3
9021207B	MRF NTB 6 1/4	1/4	6	15	38.8	43.7	24.3	8	15	11.3
9021009C	MRF NTC 8 1/4	1/4	8	15	38.8	43.7	27.2	8	15	13.8
9021109V	MRF NTV 8 1/4	1/4	8	15	38.8	43.7	27.2	8	15	13.8
9021209B	MRF NTB 8 1/4	1/4	8	15	38.8	43.7	27.2	8	15	13.8
9021011C	MRF NTC 10 1/4	1/4	10	15	38.8	43.7	28.6	8	15	16
9021111V	MRF NTV 10 1/4	1/4	10	15	38.8	43.7	28.6	8	15	16
9021211B	MRF NTB 10 1/4	1/4	10	15	38.8	43.7	28.6	8	15	16
9021014C	MRF NTC 12 1/4	1/4	12	15	38.8	43.7	31	8	15	19.5
9021114V	MRF NTV 12 1/4	1/4	12	15	38.8	43.7	31	8	15	19.5
9021214B	MRF NTB 12 1/4	1/4	12	15	38.8	43.7	31	8	15	19.5
9021012C	MRF NTC 10 3/8	3/8	10	19	47.2	52	30.3	9	17.9	16
9021112V	MRF NTV 10 3/8	3/8	10	19	47.2	52	30.3	9	17.9	16
9021212B	MRF NTB 10 3/8	3/8	10	19	47.2	52	30.3	9	17.9	16
9021015C	MRF NTC 12 3/8	3/8	12	19	47.2	52	32.4	9	17.9	19.5
9021115V	MRF NTV 12 3/8	3/8	12	19	47.2	52	32.4	9	17.9	19.5
9021215B	MRF NTB 12 3/8	3/8	12	19	47.2	52	32.4	9	17.9	19.5
9021016C	MRF NTC 12 1/2	1/2	12	22	53	59.8	34	11	20.1	19.5
9021116V	MRF NTV 12 1/2	1/2	12	22	53	59.8	34	11	20.1	19.5
9021216B	MRF NTB 12 1/2	1/2	12	22	53	59.8	34	11	20.1	19.5

MRF COMPACT "N" THREADED BRASS RING


Code	Description	F	F2	CH	A min	A max	B	C	D	E	I
9031301C	MRF N F C 1/8 1/8	1/8	1/8	12	33.5	37.6	21.4	6	9.8	13.3	6.7
9031401V	MRF N F V 1/8 1/8	1/8	1/8	12	33.5	37.6	21.4	6	9.8	13.3	6.7
9031501B	MRF N F B 1/8 1/8	1/8	1/8	12	33.5	37.6	21.4	6	9.8	13.3	6.7
9031302C	MRF N F C 1/4 1/4	1/4	1/4	15	38.8	43.7	25.5	8	11.1	16.7	8
9031402V	MRF N F V 1/4 1/4	1/4	1/4	15	38.8	43.7	25.5	8	11.1	16.7	8
9031502B	MRF N F B 1/4 1/4	1/4	1/4	15	38.8	43.7	25.5	8	11.1	16.7	8
9031303C	MRF N F C 3/8 3/8	3/8	3/8	19	47.2	52	31.5	9	13.4	20.2	10
9031403V	MRF N F V 3/8 3/8	3/8	3/8	19	47.2	52	31.5	9	13.4	20.2	10
9031503B	MRF N F B 3/8 3/8	3/8	3/8	19	47.2	52	31.5	9	13.4	20.2	10
9031304C	MRF N F C 1/2 1/2	1/2	1/2	22	53	59.8	36	11	15.9	25.5	11
9031404V	MRF N F V 1/2 1/2	1/2	1/2	22	53	59.8	36	11	15.9	25.5	11
9031504B	MRF N F B 1/2 1/2	1/2	1/2	22	53	59.8	36	11	15.9	25.5	11