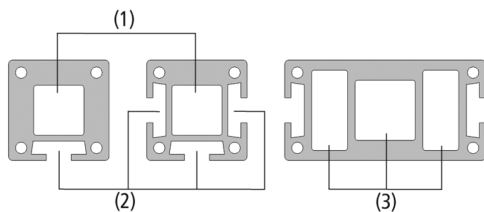


Mounting Profiles MO-PROF


Cross-sections 40 x 40 mm and 80 x 40 mm



Mounting Profiles MO-PROF



System Design Mounting Profiles MO-PROF



Mounting example mounting profiles MO-PROF

Suitability for Industry Specific Applications

Applications

- Mounting profiles for flexible construction of tailor made load cross-beams
- Used as load cross beam and vacuum distributor
- Three chamber section permits distribution of different vacuum and compressed air pressures

Design

- Hollow extruded aluminum sections
- 40 x 40 mm section with one chamber (1) and optionally with one or three slots on the sides (2)
- 80 x 40 mm section with three chambers (3) and two slots on the sides
- Holes and grooves at the ends for assembly with the aid of elbow and corner connectors, sealing plates and other accessories

Product Highlights

- Vacuum-tight hollow profile for conducting vacuum and compressed air (3-chamber profile)
- Suction cups can be screwed in directly for hose-free, integrated vacuum distribution
- Sections with lateral grooves simplify the attachment of mounting elements such as holders and plungers
- Low weight with high load-bearing capacity thanks to extruded aluminium profiles

Mounting Profiles MO-PROF

Cross-sections 40 x 40 mm and 80 x 40 mm

Designation Code Mounting Profiles MO-PROF

MO-PROF	–	40	–	3 TN	–	AL-1
1		2		3		4

1 – Abbreviated designation

Code	Version
MO-PROF	MO-PROF

2 – Dimensions

Code	Dimensions in mm
40...80x40	40 and 80x40

3 – Design

Code	Type
1TN	1 groove
2TN	2 grooves
3TN	3 grooves

4 – Material

Code	Material
AL-1	Aluminum

Mounting profile MO-PROF is delivered in the desired length.

Available accessories: sealing plate, sealing frame, section connector, mounting bracket, sliding block, drilling jig, self-cutting lens head screws

Ordering Data Mounting Profiles MO-PROF

Type	Part no.
MO-PROF 40 1TN AL-1	26.07.01.00023
MO-PROF 40 3TN AL-1	26.07.01.00022
MO-PROF 80x40 2TN AL-1	26.07.01.00021

Ordering Data Accessories Mounting Profiles MO-PROF

Type		Part no.
Sealing plate	VRS-PL-40 MO-PROF	25.09.06.00008
Sealing plate	VRS-PL-40 MO-PROF	25.09.06.00026
Sealing plate	VRS-PL-40 G1/2-IG MO-PROF	25.09.06.00009
Sealing plate	VRS-PL-80x40 MO-PROF	25.09.06.00001
Sealing plate	VRS-PL-80x40 G1/2-IG MO-PROF	25.09.06.00010
Sealing frame	DI-RA 40 PPTA MO-PROF	10.07.08.00131
Sealing frame	DI-RA 80x40 PPTA MO-PROF	10.07.08.00132
Section connector	VBR-PR 40x55x55 E-V	10.08.03.00099
Section connector	VBR-PR 185x185x3 K-FL	25.09.06.00005
Section connector	VBR-PR 150x3 E-FL	25.09.06.00006
Mounting bracket	BEF-WIN 40x40x40 5 MO-PROF	25.09.06.00007
Drilling template	BOHR-SCHAB MO-PROF 50x50-1N	10.08.03.00100
Sliding block	NUT-STEI 10x20 M6-IG	25.09.06.00002
Sliding block	NUT-STEI 10x20 M8-IG	25.09.06.00003
Sliding block	NUT-STEI 20x20 M8-IG 10	25.09.06.00012
Self-cutting lens head screw	SCHR WN1552 5x20 ST VZ T25	20.10.03.00008

Mounting Profiles MO-PROF

Cross-sections 40 x 40 mm and 80 x 40 mm

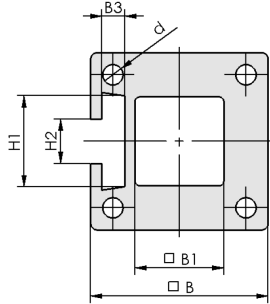
Technical Data Mounting Profiles MO-PROF

Type	Area [cm ²]	Resistance moment W _x [cm ³]	Resistance moment W _y [cm ³]	Moment of area I _x [cm ⁴]	Moment of area I _y [cm ⁴]	Mass [kg/m]	Deflection max. [mm/m]	Length (max.) [mm]
MO-PROF 40 1TN AL-1	9.1	6.9	9.6	13.7	17.0	2.5	0.8	6,000
MO-PROF 40 3TN AL-1	6.5	5.5	5.2	12.7	10.4	1.8	0.8	6,000
MO-PROF 80x40 2TN AL-1	12.1	14.0	19.3	28.1	77.2	3.3	0.8	6,000

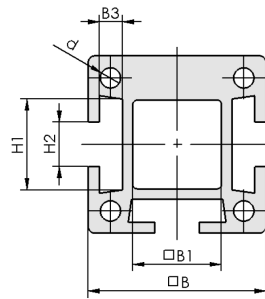
Mounting Profiles MO-PROF

Cross-sections 40 x 40 mm and 80 x 40 mm

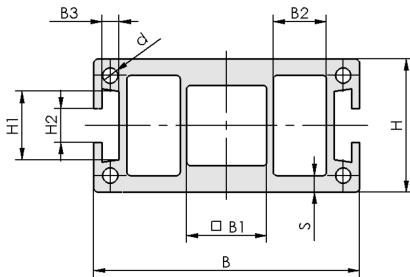
Design Data Mounting Profiles MO-PROF



MO-PROF 40 1TN



MO-PROF 40 3TN



MO-PROF 80x40 2TN

Mounting Profiles MO-PROF

Cross-sections 40 x 40 mm and 80 x 40 mm

Design Data Mounting Profiles MO-PROF

Type	B [mm]	B1 [mm]	B2 [mm]	B3 [mm]	d [mm]	H [mm]	H1 [mm]	H2 [mm]	s [mm]
MO-PROF 40 1TN AL-1	40	20	-	5.2	4.6	-	20.5	10	-
MO-PROF 40 3TN AL-1	40	20	-	5.2	4.6	-	20.5	10	-
MO-PROF 80x40 2TN AL-1	80	24	14.3	5.2	4.6	40	20.5	10	4