

QUICK FITTINGS SERIES XC



- Body made of AISI 316L (EN 1.4404) stainless steel
- Operating temperature according to the type of pipe used
- Maximum pressure 25 bar - 2500 KPa - 363 psi

CONFORMITY DECLARATIONS


- DM 174
- DM 21/03/73
- Regulation 1935/04 EU.*
- Regulation 2023/06 EU.



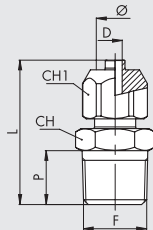
* Release tests performed at 100°C for 3 successive 30-minute attacks with 4% acetic acid solution and distilled water.

CERTIFIED

- NSF/ANSI 169 standard:
products in contact with food.

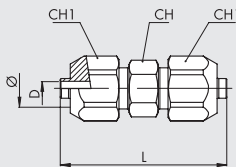


STRAIGHT, MALE CONICAL (XC1)



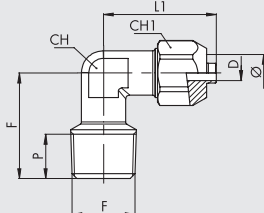
Code	Ref.	Ø	F	Ch	Ch1	P	L	D
2301001X	XC1	6/4	1/8	12	10	7.5	26	3
2301002X	XC1	6/4	1/4	12	14	11	29.5	3
2301003X	XC1	8/6	1/8	14	13	7.5	26.5	5
2301004X	XC1	8/6	1/4	14	14	11	30	5
2301006X	XC1	10/8	1/4	16	14	11	32.5	6.5
2301007X	XC1	10/8	3/8	16	17	11.5	33	6.5

STRAIGHT, CONNECTOR (XC3)



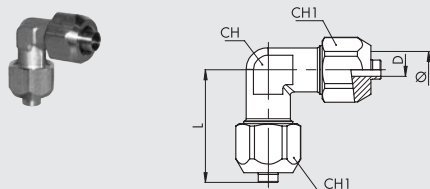
Code	Ref.	Ø	Ch	Ch1	L	D
2303001X	XC3	6/4	10	12	34	3
2303002X	XC3	8/6	12	14	35	5
2303003X	XC3	10/8	14	16	39	6.5

ELBOW, MALE CONICAL (XC5)



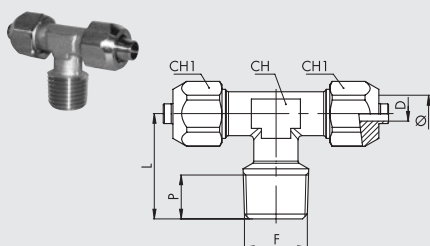
Code	Ref.	Ø	F	Ch	Ch1	P	L	L1	D
2305001X	XC5	6/4	1/8	10	12	7.5	17	23	3
2305002X	XC5	6/4	1/4	10	12	11	21.5	23	3
2305003X	XC5	8/6	1/8	10	14	7.5	17	23	5
2305004X	XC5	8/6	1/4	10	14	11	21.5	23	5
2305006X	XC5	10/8	1/4	10	16	11	21.5	25.5	6.5

ELBOW CONNECTOR (XC6)



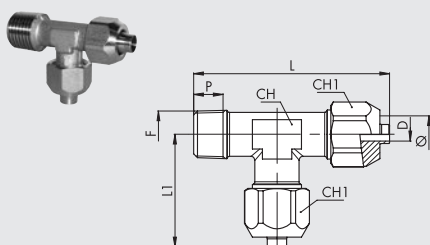
Code	Ref.	Ø	Ch	Ch1	L	D
2306001X	XC6	6/4	10	12	22.5	3
2306002X	XC6	8/6	10	14	23	5
2306003X	XC6	10/8	10	16	25.5	6.5

TEE, CENTRAL MALE (XC7)



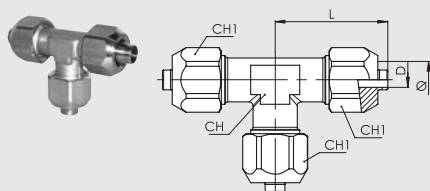
Code	Ref.	Ø	F	Ch	Ch1	P	L	L1	D
2307001X	XC7	6/4	1/8	10	12	8	17	23	3
2307002X	XC7	6/4	1/4	10	12	11	21.5	23	3
2307003X	XC7	8/6	1/8	10	14	8	17	23	5
2307004X	XC7	8/6	1/4	10	14	11	21.5	23	5
2307006X	XC7	10/8	1/4	10	16	11	21.5	25.5	6.5

TEE, LATERAL MALE (XC8)




Code	Ref.	Ø	F	Ch	Ch1	P	L	L1	D
2308001X	XC8	6/4	1/8	10	12	8	40	23	3
2308002X	XC8	6/4	1/4	10	12	11	44.5	23	3
2308003X	XC8	8/6	1/8	10	14	8	40	23	5
2308004X	XC8	8/6	1/4	10	14	11	44.5	23	5
2308006X	XC8	10/8	1/4	10	16	11	47	25.5	6.5

TEE CONNECTOR (XC9)



Code	Ref.	Ø	Ch	Ch1	L	D
2309001X	XC9	6/4	10	12	22.5	3
2309002X	XC9	8/6	10	14	23	5
2309003X	XC9	10/8	10	16	25.5	6.5

NUT (XC10)



Code	Ref.	Ø	F	Ch1	L
2310002X	XC10	6/4	M10x1	12	10
2310004X	XC10	8/6	M12x1	14	10
2310005X	XC10	10/8	M14x1	16	11