

DESCRIPTION

Solenoid valve 3 way in stainless steel AISI 316
direct acting poppet type

CONSTRUCTION

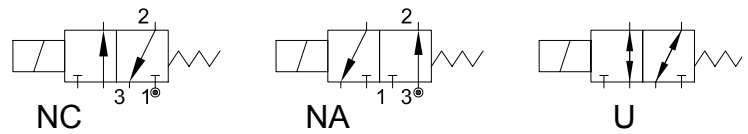
Body	AISI 316
Armature tube	AISI 316
Plunger and core	AISI 430FR
Shading ring	Silver
Spring	AISI 316
Seal	NBR - FPM - EPDM



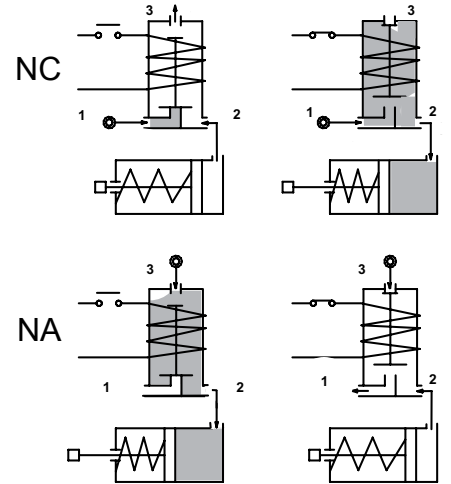
3

FEATURES

- Maximum allowable pressure PS 50bar^③
- Maximum fluid viscosity 25cSt (mm²/s)
- Ambient temperature: from -10°C to +80°C according to the coil
- Universal mounting position



- OPTIONS:**
- Series 7 explosion proof coil according to ATEX - EExmII
 - Exhaust port with hosedtail connection
 - ULus certified coils



ON REQUEST: Versions for use with fluid temperature at -40°C

CODE ① ②	Connection G ISO 228	Orifice mm		Kv m ³ /h	Differential pressure bar			Nominal power			Coil		Seal ①	Temp. range °C
		1→2	2→3		Min	Max	AC	DC	AC	VA	DC	Series		
NC Normally closed														
E371A...12///...	1/8"	1.2	1.5	0.04	0	15	15	12	8	6.5	3	22	NBR=B	-10 +90
E371A...15///...		1.5	1.5	0.06	0	10	10							
E371A...20///...		2	1.5	0.09	0	6	6							
NO Normally open														
E371A...15/S/...	1/8"	1.5	1.5	0.06	0	10	10	12	8	6.5	3	22	EPDM=E	-10 +140
U Universal														
E371A...15/G/...	1/8"	1.5	1.5	0.06	0	6	6	12	8	6.5	3	22	FPM=V	-10 +140

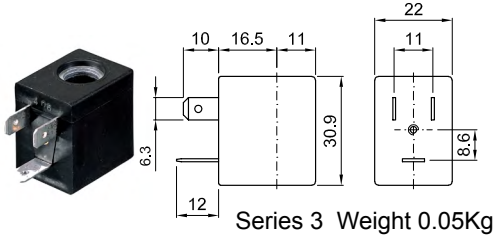
① Seal Example: E371AV15///30B FPM seal Coil 24V 50/60Hz NC
 ② Coil E371AB15/S/301 NBR seal Coil 24V DC NA

③ The maximum allowable pressure PS for steam 2,5bar (gauge pressure)

COILS ②	Alternating Current 50/60Hz (V)							Direct Current (V)			Electrical connection	Connectors
	12	24	48	110	220 230	240	380	12	24	48		
Series 3 Width 22	30A	30B	30C	30D	30E	30F	30G	300	301	302	DIN 46244	PG9 code 10348000

DESCRIPTION
 Class F insulation
 Voltage tolerance
 AC +15% -10%
 DC ± 10%
 Protection class
 IP65 with connector fitted
 IP00 without connector
 Continuous service ED100%

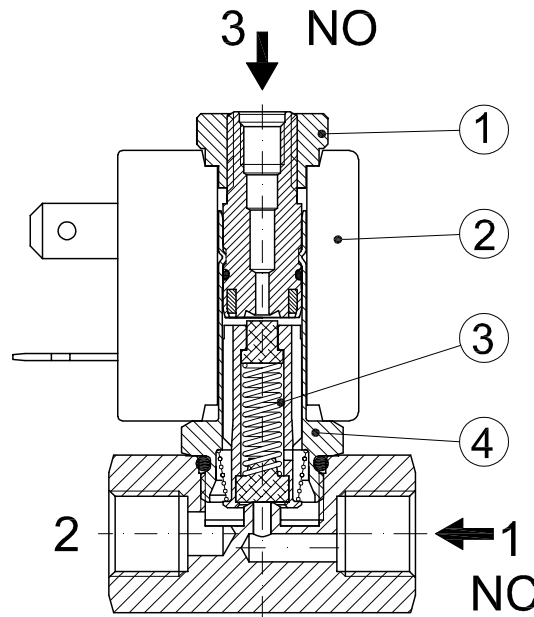
OPTIONS
 Class H insulation
 Cable attached
 Special coil voltage
 Special coil powers
 c US certified coils



(for coil details see section 8)

SPARE PARTS LIST

1. Coil fixing nut
2. Coil
3. Plunger
4. Armature tube assembly



OVERALL DIMENSION

