

**DESCRIPTION**

Solenoid valve 3 way normally closed direct acting poppet type.

With explosion proof coil certified for hazardous area:


**ATEX II 2GDEx d IIC T6 or T5 or T4 Gb**

**Ex tb IIC T80°C or T95°C or T130°C Db IP66**

**Tamb -40°C ÷ +35°C(T6) or +50°C(T5) or +60°C(T4)**

**CESI 03 ATEX 344 Extension No. 01/12**

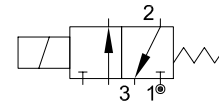
(other certifications e.g.EAC, INMETRO, CCOE etc. on request)



**3**

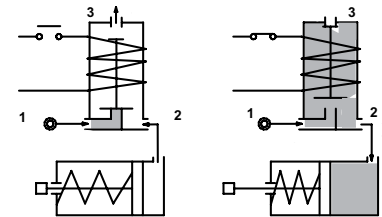
**VALVE CONSTRUCTION**

Body	Brass
Armature tube	AISI 303
Plunger and core	AISI 430FR
Springs	AISI 302
Seal material	FPM



**EXPLOSION PROOF COIL CONSTRUCTION**

Housing	Red colour alloy (painted with epoxy powder)
Electrical connection	1/2" NPT (M20x1.5 on request)



**FEATURES**

Maximum allowable pressure PS 80bar<sup>④</sup>

Maximum fluid viscosity 25cSt (mm<sup>2</sup>/s)

Ambient temperature: -40°C ÷ +35°C(T6), +50°C(T5), +60°C(T4)

Mounting position with vertical coil above

**NOTE:** The solenoid valve is suitable only with media that are **NOT** potentially explosive

CODE ① ② ③	Connection G ISO 228	Orifice mm		Kv m <sup>3</sup> /h	Differential pressure bar			Nominal power		Coil Series	Seal ①	Temp. range °C
		1→2	2→3		Min	Max AC DC		AC Holding	DC			
A306... ..15///...	1/8"	1.5	2.4	0.07	0	16	16	12 VA	8W	A6	NBR=B EPDM=E FPM=V	-10 +80
A306... ..20///...		2	2.4	0.11	0	13	13					
A306... ..25///...		2.5	2.4	0.16	0	10	10					

① Connection: A=1/8" , B=1/4"

② Seal

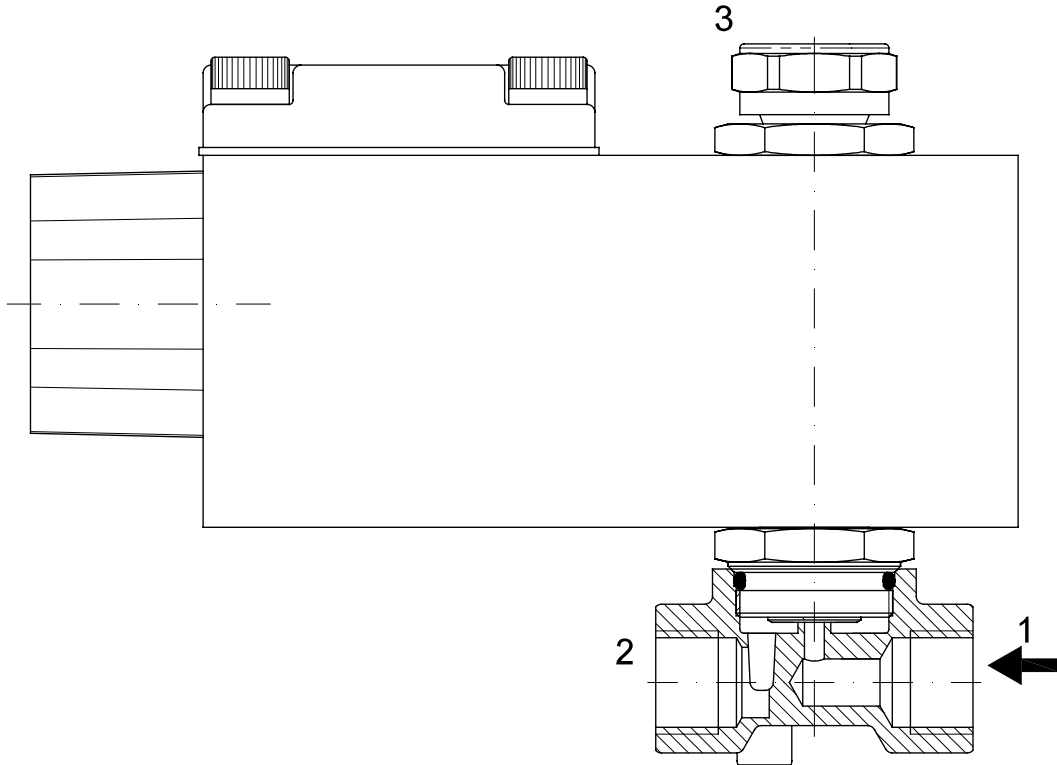
③ Coil

Example: A306BV15///A6B FPM seal, connection G1/4", Ø1.5  
Coil 24V 50/60Hz

④ The maximum allowable pressure PS for steam is 2,5bar (gauge pressure)

COILS ③	Alternating Current 50/60Hz (V)				Direct Current (V)			Electrical connection
	24	48	110	220 230	12	24	48	
Series A6	A6B	A6C	A6D	A6E	A60	A61	A62	1/2" NPT

**DESCRIPTION**  
 Voltage tolerance  
 AC +15% -10%  
 DC ± 10%  
 Protection class IP66  
 Continuous service ED100%



**OVERALL DIMENSION**

